

Harlan County School
Speech and Language Services
Non-Traditional Instruction Packet 2017-2018

Student:

Dear Parent,

As part of our district's Non-traditional Instruction days (NTI), we have provided some speech and language practice for your student. Enclosed in this packet you will find sheets to complete for both speech sounds and language. If your child receives services for speech sounds, please use the accompanying word lists for each assignment. Do not return word lists to the school, **keep them!** If your child only receives services for language, please disregard articulation sheets. Complete each assignment on the appropriate NTI day and have your child return it with the rest of their NTI work. Please make sure that your child has completed all classroom assignments before completing speech and language practice. It is highly encouraged that your child complete their speech and language NTI packet. If you have any questions, please feel free to contact me using the information below.

Happy NTI day!

Speech Language Pathologist
Harlan County Schools

You can best reach me for NTI by using the following number:

Your child needs to complete the following portions of each assignment (circle all that apply):

Articulation

Language

Initial Voiceless TH Words One or More Syllables



Instructions _____

© 1993, Super Duper School Co.

- | | | | | | |
|------------|----------------------|----------------|----------------------|------------------|----------------------|
| 1. Thad | <input type="text"/> | 21. thankful | <input type="text"/> | 41. thunder | <input type="text"/> |
| 2. thank | <input type="text"/> | 22. Thelma | <input type="text"/> | 42. Thursday | <input type="text"/> |
| 3. thatch | <input type="text"/> | 23. thermos | <input type="text"/> | 43. Thanksgiving | <input type="text"/> |
| 4. thaw | <input type="text"/> | 24. thesis | <input type="text"/> | 44. theater | <input type="text"/> |
| 5. theft | <input type="text"/> | 25. thicken | <input type="text"/> | 45. Theodore | <input type="text"/> |
| 6. theme | <input type="text"/> | 26. thicket | <input type="text"/> | 46. therapy | <input type="text"/> |
| 7. thick | <input type="text"/> | 27. thickness | <input type="text"/> | 47. thermostat | <input type="text"/> |
| 8. thief | <input type="text"/> | 28. thighbone | <input type="text"/> | 48. thirty-eight | <input type="text"/> |
| 9. thigh | <input type="text"/> | 29. thimble | <input type="text"/> | 49. thirty-five | <input type="text"/> |
| 10. thin | <input type="text"/> | 30. thinking | <input type="text"/> | 50. thirty-four | <input type="text"/> |
| 11. thing | <input type="text"/> | 31. thirsty | <input type="text"/> | 51. thirty-nine | <input type="text"/> |
| 12. think | <input type="text"/> | 32. thirteen | <input type="text"/> | 52. thirty-one | <input type="text"/> |
| 13. third | <input type="text"/> | 33. thirty | <input type="text"/> | 53. thirty-seven | <input type="text"/> |
| 14. thirst | <input type="text"/> | 34. thistle | <input type="text"/> | 54. thoroughbred | <input type="text"/> |
| 15. thongs | <input type="text"/> | 35. thorax | <input type="text"/> | 55. thoroughfare | <input type="text"/> |
| 16. Thor | <input type="text"/> | 36. thorny | <input type="text"/> | 56. thunderbolt | <input type="text"/> |
| 17. thorn | <input type="text"/> | 37. thoughtful | <input type="text"/> | 57. thundercloud | <input type="text"/> |
| 18. three | <input type="text"/> | 38. thousand | <input type="text"/> | 58. thunderstorm | <input type="text"/> |
| 19. thumb | <input type="text"/> | 39. thumbnail | <input type="text"/> | 59. Theodora | <input type="text"/> |
| 20. thump | <input type="text"/> | 40. thumbtack | <input type="text"/> | 60. thermometer | <input type="text"/> |


Name _____ Date _____

Speech-Language Pathologist _____

Helper's Signature _____

Skill: Initial voiceless TH in words, one or more syllables

Initial K Words One Syllable



Instructions _____

- | | | | | | |
|-----------|----------------------|-----------|----------------------|-----------|----------------------|
| 1. cab | <input type="text"/> | 21. cause | <input type="text"/> | 41. count | <input type="text"/> |
| 2. cage | <input type="text"/> | 22. coach | <input type="text"/> | 42. cow | <input type="text"/> |
| 3. calf | <input type="text"/> | 23. coat | <input type="text"/> | 43. cub | <input type="text"/> |
| 4. call | <input type="text"/> | 24. cob | <input type="text"/> | 44. cube | <input type="text"/> |
| 5. calm | <input type="text"/> | 25. coin | <input type="text"/> | 45. cuff | <input type="text"/> |
| 6. came | <input type="text"/> | 26. cold | <input type="text"/> | 46. cup | <input type="text"/> |
| 7. can | <input type="text"/> | 27. comb | <input type="text"/> | 47. curb | <input type="text"/> |
| 8. cane | <input type="text"/> | 28. come | <input type="text"/> | 48. curl | <input type="text"/> |
| 9. cap | <input type="text"/> | 29. cone | <input type="text"/> | 49. curve | <input type="text"/> |
| 10. cape | <input type="text"/> | 30. cook | <input type="text"/> | 50. cut | <input type="text"/> |
| 11. car | <input type="text"/> | 31. cool | <input type="text"/> | 51. cute | <input type="text"/> |
| 12. card | <input type="text"/> | 32. cop | <input type="text"/> | 52. Kay | <input type="text"/> |
| 13. care | <input type="text"/> | 33. core | <input type="text"/> | 53. Ken | <input type="text"/> |
| 14. cart | <input type="text"/> | 34. cork | <input type="text"/> | 54. key | <input type="text"/> |
| 15. case | <input type="text"/> | 35. corn | <input type="text"/> | 55. kid | <input type="text"/> |
| 16. cash | <input type="text"/> | 36. cost | <input type="text"/> | 56. Kim | <input type="text"/> |
| 17. cast | <input type="text"/> | 37. cot | <input type="text"/> | 57. kind | <input type="text"/> |
| 18. cat | <input type="text"/> | 38. couch | <input type="text"/> | 58. king | <input type="text"/> |
| 19. catch | <input type="text"/> | 39. cough | <input type="text"/> | 59. kiss | <input type="text"/> |
| 20. cave | <input type="text"/> | 40. could | <input type="text"/> | 60. kite | <input type="text"/> |

© 1993, Super Dupare School Co.


Name _____

Date _____

Helper's Signature _____

Skill: Initial K in words, one syllable

Initial SH Words One Syllable



Instructions _____

- | | | | | | |
|------------|----------------------|------------|----------------------|------------|----------------------|
| 1. chaise | <input type="text"/> | 21. shears | <input type="text"/> | 41. shoot | <input type="text"/> |
| 2. chef | <input type="text"/> | 22. shed | <input type="text"/> | 42. shop | <input type="text"/> |
| 3. shack | <input type="text"/> | 23. shells | <input type="text"/> | 43. shore | <input type="text"/> |
| 4. shad | <input type="text"/> | 24. sheep | <input type="text"/> | 44. shorn | <input type="text"/> |
| 5. shade | <input type="text"/> | 25. sheet | <input type="text"/> | 45. short | <input type="text"/> |
| 6. shaft | <input type="text"/> | 26. sheik | <input type="text"/> | 46. shot | <input type="text"/> |
| 7. shake | <input type="text"/> | 27. shelf | <input type="text"/> | 47. should | <input type="text"/> |
| 8. shale | <input type="text"/> | 28. she'll | <input type="text"/> | 48. shout | <input type="text"/> |
| 9. shall | <input type="text"/> | 29. shield | <input type="text"/> | 49. shove | <input type="text"/> |
| 10. sham | <input type="text"/> | 30. shift | <input type="text"/> | 50. show | <input type="text"/> |
| 11. Shane | <input type="text"/> | 31. shin | <input type="text"/> | 51. shown | <input type="text"/> |
| 12. shank | <input type="text"/> | 32. shine | <input type="text"/> | 52. shrimp | <input type="text"/> |
| 13. shapes | <input type="text"/> | 33. ship | <input type="text"/> | 53. shrine | <input type="text"/> |
| 14. share | <input type="text"/> | 34. shirt | <input type="text"/> | 54. shrink | <input type="text"/> |
| 15. shark | <input type="text"/> | 35. shoal | <input type="text"/> | 55. shucks | <input type="text"/> |
| 16. sharp | <input type="text"/> | 36. shoat | <input type="text"/> | 56. shun | <input type="text"/> |
| 17. shave | <input type="text"/> | 37. shock | <input type="text"/> | 57. shunt | <input type="text"/> |
| 18. shawl | <input type="text"/> | 38. shoe | <input type="text"/> | 58. shush | <input type="text"/> |
| 19. Shawn | <input type="text"/> | 39. shone | <input type="text"/> | 59. shut | <input type="text"/> |
| 20. she | <input type="text"/> | 40. shook | <input type="text"/> | 60. shy | <input type="text"/> |

© 1993, Super Duprate School Co.


Name _____

Date _____

Helper's Signature _____

Skill: Initial SH in words, one syllable

Initial S Words One Syllable



Instructions _____

© 1993, Super Dupere School Co.

1. cell	<input type="text"/>	21. scene	<input type="text"/>	41. sight	<input type="text"/>
2. cent	<input type="text"/>	22. sea	<input type="text"/>	42. sign	<input type="text"/>
3. sack	<input type="text"/>	23. seal	<input type="text"/>	43. silk	<input type="text"/>
4. sad	<input type="text"/>	24. search	<input type="text"/>	44. sing	<input type="text"/>
5. safe	<input type="text"/>	25. seat	<input type="text"/>	45. sink	<input type="text"/>
6. said	<input type="text"/>	26. see	<input type="text"/>	46. sip	<input type="text"/>
7. sail	<input type="text"/>	27. seed	<input type="text"/>	47. sit	<input type="text"/>
8. saint	<input type="text"/>	28. seem	<input type="text"/>	48. soap	<input type="text"/>
9. sale	<input type="text"/>	29. seen	<input type="text"/>	49. sock	<input type="text"/>
10. salt	<input type="text"/>	30. self	<input type="text"/>	50. soft	<input type="text"/>
11. Sam	<input type="text"/>	31. sell	<input type="text"/>	51. son	<input type="text"/>
12. same	<input type="text"/>	32. send	<input type="text"/>	52. song	<input type="text"/>
13. sand	<input type="text"/>	33. sent	<input type="text"/>	53. sort	<input type="text"/>
14. sang	<input type="text"/>	34. serve	<input type="text"/>	54. sound	<input type="text"/>
15. sank	<input type="text"/>	35. set	<input type="text"/>	55. soup	<input type="text"/>
16. sap	<input type="text"/>	36. sew	<input type="text"/>	56. sour	<input type="text"/>
17. sat	<input type="text"/>	37. sick	<input type="text"/>	57. sub	<input type="text"/>
18. save	<input type="text"/>	38. side	<input type="text"/>	58. Sue	<input type="text"/>
19. saw	<input type="text"/>	39. sift	<input type="text"/>	59. suit	<input type="text"/>
20. say	<input type="text"/>	40. sigh	<input type="text"/>	60. sun	<input type="text"/>

Name _____


Date _____

Helper's Signature _____

Speech-Language Pathologist _____

Skill: Initial S in words, one syllable

Initial R Words One Syllable



1

Instructions _____


© 1993, Super Dupere School Co.

- | | | | | | |
|-----------|----------------------|-----------|----------------------|------------|----------------------|
| 1. race | <input type="text"/> | 21. rhyme | <input type="text"/> | 41. root | <input type="text"/> |
| 2. raft | <input type="text"/> | 22. rib | <input type="text"/> | 42. rope | <input type="text"/> |
| 3. rag | <input type="text"/> | 23. rice | <input type="text"/> | 43. rose | <input type="text"/> |
| 4. raid | <input type="text"/> | 24. rich | <input type="text"/> | 44. round | <input type="text"/> |
| 5. rain | <input type="text"/> | 25. Rick | <input type="text"/> | 45. row | <input type="text"/> |
| 6. rake | <input type="text"/> | 26. ride | <input type="text"/> | 46. rub | <input type="text"/> |
| 7. ram | <input type="text"/> | 27. rig | <input type="text"/> | 47. rug | <input type="text"/> |
| 8. ran | <input type="text"/> | 28. right | <input type="text"/> | 48. rule | <input type="text"/> |
| 9. ranch | <input type="text"/> | 29. ring | <input type="text"/> | 49. run | <input type="text"/> |
| 10. rang | <input type="text"/> | 30. rinse | <input type="text"/> | 50. rung | <input type="text"/> |
| 11. range | <input type="text"/> | 31. rip | <input type="text"/> | 51. rush | <input type="text"/> |
| 12. rash | <input type="text"/> | 32. rise | <input type="text"/> | 52. rust | <input type="text"/> |
| 13. rat | <input type="text"/> | 33. roach | <input type="text"/> | 53. Ruth | <input type="text"/> |
| 14. rate | <input type="text"/> | 34. road | <input type="text"/> | 54. wrap | <input type="text"/> |
| 15. Ray | <input type="text"/> | 35. roast | <input type="text"/> | 55. wreath | <input type="text"/> |
| 16. reach | <input type="text"/> | 36. robe | <input type="text"/> | 56. wren | <input type="text"/> |
| 17. read | <input type="text"/> | 37. rock | <input type="text"/> | 57. wrench | <input type="text"/> |
| 18. red | <input type="text"/> | 38. roof | <input type="text"/> | 58. wrist | <input type="text"/> |
| 19. rent | <input type="text"/> | 39. room | <input type="text"/> | 59. write | <input type="text"/> |
| 20. rest | <input type="text"/> | 40. roost | <input type="text"/> | 60. wrong | <input type="text"/> |

Name _____ Date _____

 Speech-Language Pathologist

Helper's Signature _____
 Skill: Initial R in words, one syllable



Initial L Words One Syllable

Instructions _____

1

1. lace

2. lad

3. lake

4. lamb

5. lamp

6. land

7. lane

8. large

9. lark

10. last

11. late

12. latch

13. laugh

14. lawn

15. lay

16. leaf

17. leak

18. learn

19. leash

20. leaves

21. Lee

22. left

23. leg

24. lens

25. less

26. let

27. lick

28. lid

29. light

30. like

31. limb

32. lime

33. line

34. lips

35. list

36. lit

37. load

38. loaf

39. loan

40. lock

41. log

42. long

43. look

44. loose

45. lose

46. lost

47. loud

48. love

49. low

50. luck

51. Luke

52. lump

53. lunch

54. lung

55. lurch

56. lute

57. lye

58. Lynn

59. lynx

60. lyre

© 1993, Super Dupere School Co.

Name _____

Date _____

Helper's Signature _____

Skill: Initial L in words, one syllable

Speech-Language Pathologist

Articulation

NTI day 1

Use the word list in the front of this packet to complete the following activities.

The speech sound I am working on is:

Choose 5 words from the word list, write them in the chart, and say them each 10 times. Have a parent or another adult, record how well you say each word by putting a plus or minus in the box.

Word	+/-	+/-	+/-	+/-	+/-	+/-	+/-	+/-	+/-	+/-

How did you do?

Circle how well you think you made your speech sound today.

1	It wasn't right. I need more work.
2	I am getting closer. I need more work.
3	It was ok. I still need more work.
4	I am so close! Almost there!
5	Perfect!!

Articulation

NTI day 2

Use the word list in the front of this packet to complete the following activities.

The speech sound I am working on is:

Choose 5 words from the word list, write them in the chart, and say them each 10 times. Have a parent or another adult, record how well you say each word by putting a plus or minus in the box.

Word	+/-	+/-	+/-	+/-	+/-	+/-	+/-	+/-	+/-	+/-

How did you do?

Circle how well you think you made your speech sound today.

1	It wasn't right. I need more work.
2	I am getting closer. I need more work.
3	It was ok. I still need more work.
4	I am so close! Almost there!
5	Perfect!!

Articulation

NTI day 3

Use the word list in the front of this packet to complete the following activities.

The speech sound I am working on is:

Choose 5 words from the word list, write them in the chart, and say them each 10 times. Have a parent or another adult, record how well you say each word by putting a plus or minus in the box.

Word	+/-	+/-	+/-	+/-	+/-	+/-	+/-	+/-	+/-	+/-

How did you do?

Circle how well you think you made your speech sound today.

1	It wasn't right. I need more work.
2	I am getting closer. I need more work.
3	It was ok. I still need more work.
4	I am so close! Almost there!
5	Perfect!!

Articulation

NTI day 4

Use the word list in the front of this packet to complete the following activities.

The speech sound I am working on is:

Choose 5 words from the word list, write them in the chart, and say them each 10 times. Have a parent or another adult, record how well you say each word by putting a plus or minus in the box.

Word	+/-	+/-	+/-	+/-	+/-	+/-	+/-	+/-	+/-	+/-

How did you do?

Circle how well you think you made your speech sound today.

1	It wasn't right. I need more work.
2	I am getting closer. I need more work.
3	It was ok. I still need more work.
4	I am so close! Almost there!
5	Perfect!!

Articulation

NTI day 5

Use the word list in the front of this packet to complete the following activities.

The speech sound I am working on is:

Choose 5 words from the word list, write them in the chart, and say them each 10 times with the added word in front. Have a parent or another adult, record how well you say each word by putting a plus or minus in the box.

	Word	+/-	+/-	+/-	+/-	+/-	+/-	+/-	+/-	+/-	+/-
No											
No											
No											
No											
No											

How did you do?

Circle how well you think you made your speech sound today.

1	It wasn't right. I need more work.
2	I am getting closer. I need more work.
3	It was ok. I still need more work.
4	I am so close! Almost there!
5	Perfect!!

NTI day 6

Use the word list in the front of this packet to complete the following activities.

The speech sound I am working on is:

Choose 5 words from the word list, write them in the chart, and say them each 10 times with the added word in front. Have a parent or another adult, record how well you say each word by putting a plus or minus in the box.

	Word	+/-	+/-	+/-	+/-	+/-	+/-	+/-	+/-	+/-	+/-
More											
More											
More											
More											
More											

How did you do?

Circle how well you think you made your speech sound today.

1	It wasn't right. I need more work.
2	I am getting closer. I need more work.
3	It was ok. I still need more work.
4	I am so close! Almost there!
5	Perfect!!

NTI day 7

Use the word list in the front of this packet to complete the following activities.

The speech sound I am working on is:

Choose 5 words from the word list, write them in the chart, and say them each 10 times with the added word in front. Have a parent or another adult, record how well you say each word by putting a plus or minus in the box.

	Word	+/-	+/-	+/-	+/-	+/-	+/-	+/-	+/-	+/-	+/-
hot											
hot											
hot											
hot											
hot											

How did you do?

Circle how well you think you made your speech sound today.

1	It wasn't right. I need more work.
2	I am getting closer. I need more work.
3	It was ok. I still need more work.
4	I am so close! Almost there!
5	Perfect!!

NTI day 8

Use the word list in the front of this packet to complete the following activities.

The speech sound I am working on is:

Choose 5 words from the word list, write them in the chart, and say them each 10 times with the added words in front. Have a parent or another adult, record how well you say each word by putting a plus or minus in the box.

	Word	+/-	+/-	+/-	+/-	+/-	+/-	+/-	+/-	+/-	+/-
I see											
I see											
I see											
I see											
I see											

How did you do?

Circle how well you think you made your speech sound today.

1	It wasn't right. I need more work.
2	I am getting closer. I need more work.
3	It was ok. I still need more work.
4	I am so close! Almost there!
5	Perfect!!

NTI day 9

Use the word list in the front of this packet to complete the following activities.

The speech sound I am working on is:

Choose 5 words from the word list, write them in the chart, and say them each 10 times with the added words in front. Have a parent or another adult, record how well you say each word by putting a plus or minus in the box.

	Word	+/-	+/-	+/-	+/-	+/-	+/-	+/-	+/-	+/-	+/-
I see											
I see											
I see											
I see											
I see											

How did you do?

Circle how well you think you made your speech sound today.

1	It wasn't right. I need more work.
2	I am getting closer. I need more work.
3	It was ok. I still need more work.
4	I am so close! Almost there!
5	Perfect!!

Articulation

NTI Day 10

Use the word list in the front of this packet to complete the following activities.

The speech sound I am working on is:

Choose 3 words from the word list, and write a sentence with each word. Underline the word. Say each sentence 5 times. Have a parent or another adult, record how well you say each word by putting a plus or minus in the box.

Sentence 1 Word: _____

Sentence:

+/ -	+/ -	+/ -	+/ -	+/ -	+/ -

Sentence 2 Word: _____

Sentence:

+/ -	+/ -	+/ -	+/ -	+/ -

Sentence 3 Word: _____

Sentence:

+/ -	+/ -	+/ -	+/ -	+/ -

How did you do? Circle how well you think you made your speech sound today.

1	It wasn't right. I need more work.
2	I am getting closer. I need more work.
3	It was ok. I still need more work.
4	I am so close! Almost there!
5	Perfect!!

NTI Day 1

Choose one of the words in the box and describe it by answering the questions below.

Circle the word you want to describe!		
Basketball	Gloves	Scarf
Snowman	Hot Chocolate	Pine Tree

1. What group or category would you put it in?
2. What do you do with it or what does it do?
3. What does it look like? Include size, shape, color and parts.
4. What is it made of or where does it come from?
5. Where would you find it?
6. Do you know any other interesting facts about it that are not listed above?

NTI Day 2 – Language

Look at the photo below and answer the following questions.



1. What do you see in the photo?
2. What are the People doing in the photo?
3. Where do you think the photo was taken?
4. Describe something or someone in the photo.
5. Write a sentence about the photo.

NTI Day 3

Choose a different word from the box and describe it by answering the questions below.

Circle the word you want to describe!		
Basketball	Gloves	Scarf
Snowman	Hot Chocolate	Pine Tree

1. What group or Category would you put it in?
2. What do you do with it or what does it do?
3. What does it look like? Include size, shape, color and parts.
4. What is it made of or where does it come from?
5. Where would you find it?
6. Do you know any other interesting facts about it that are not listed above?

NTI Day 4

Look at the photo below and answer the questions that follow.



1. What do you see in the photo?
2. What are the People doing in the photo?
3. Where do you think the photo was taken?
4. Describe something or someone in the photo.
5. Write a sentence about the photo.

NTI Day 5

Choose a different word from the box and describe it by answering the questions below.

Circle the word you want to describe!		
Basketball	Gloves	Scarf
Snowman	Hot Chocolate	Pine Tree

1. What group or Category would you put it in?
2. What do you do with it or what does it do?
3. What does it look like? Include size, shape, color and parts.
4. What is it made of or where does it come from?
5. Where would you find it?
6. Do you know any other interesting facts about it that are not listed above?

NTI Day 6

Look at the photo below and answer the questions that follow.



1. What do you see in the photo?
2. What are the People doing in the photo?
3. Where do you think the photo was taken?
4. What is a problem someone in the photo might have?
5. Write a sentence about the photo.

NTI Day 7

Choose a different word from the box and describe it by answering the questions below.

Circle the word you want to describe!		
Basketball	Gloves	Scarf
Snowman	Hot Chocolate	Pine Tree

1. What group or Category would you put it in?
2. What do you do with it or what does it do?
3. What does it look like? Include size, shape, color and parts.
4. What is it made of or where does it come from?
5. Where would you find it?
6. Do you know any other interesting facts about it that are not listed above?

NTI Day 8

Look at the photo below and answer the questions that follow.



1. What do you see in the photo?
2. What are the animals doing in the photo?
3. What is a problem one of the animals might have in the photo?
4. Describe something in the photo.
5. Write a sentence about the photo.

NTI Day 9


Choose a different word from the box and describe it by answering the questions below.

Circle the word you want to describe!		
Basketball	Gloves	Scarf
Snowman	Hot Chocolate	Pine Tree

1. What group or Category would you put it in?
2. What do you do with it or what does it do?
3. What does it look like? Include size, shape, color and parts.
4. What is it made of or where does it come from?
5. Where would you find it?
6. Do you know any other interesting facts about it that are not listed above?

NTI Day 10

Look at the photo and answer the questions that follow.



1. What do you see in the photo?
2. What are the animals doing in the photo?
3. Where do you think the photo was taken?
4. Describe something or someone in the photo.
5. Write a sentence about the photo.